

# 單相電力調整器 POWER REGULATOR

## S SERIES



- The compact design of S series needs no auxiliary power source and comes in simple wiring so that it can be controlled by just 4-20mA input.
- Unique design that incorporates fixing by DIN35 guiderail , allowing easy installation, removal and moving.
- Dual SCR architecture, highly voltage and current withstanding , free from any interference to excel all average TRIACs.
- Includes protection and indication of over-temperature output stopping.
- Large heat dissipating area, sufficient capacity.
- Design of single specification providing wide range of application from 180 to 480VAC.



## Model number denotation

# SP48P46



Model	Item	SP48P18	SP48P26	SP48P36	SP48P46
Rated current		18A	26A	36A	46A
Rated voltage		180~480VAC	180~480VAC	180~480VAC	180~480VAC
Appropriate fuse		FWC-25A10F	FWC-32A10F	45ET	63FE
Outer dimensions		90L*54W*98H	130L*54W*98H	90L*54W*148H	130L*54W*148H
Product weight		0.45KG	0.6KG	0.65KG	0.9KG


Unit : mm  
(Table 1)

## Description of indicator lamps

Input : The green lamp lights up dimly at 4mA input signal and brightly at 20mA.

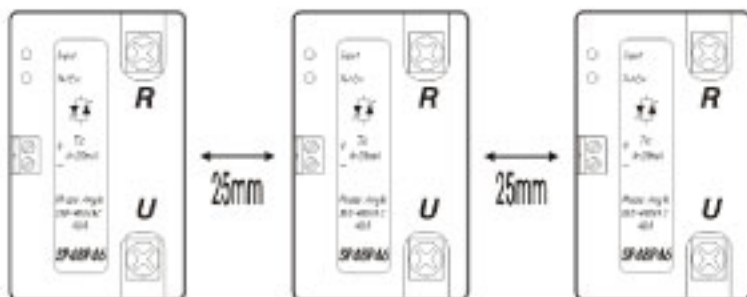
TH Err : The red over-temp indicator lamp lights up and SCR output ceases when the temperature on heat sink exceeds 90°C. At this time, please check the ventilation condition or over-high ambient temperature. (The SCR output resumes when the temperature comes down to below 80°C.)

## Standard installation



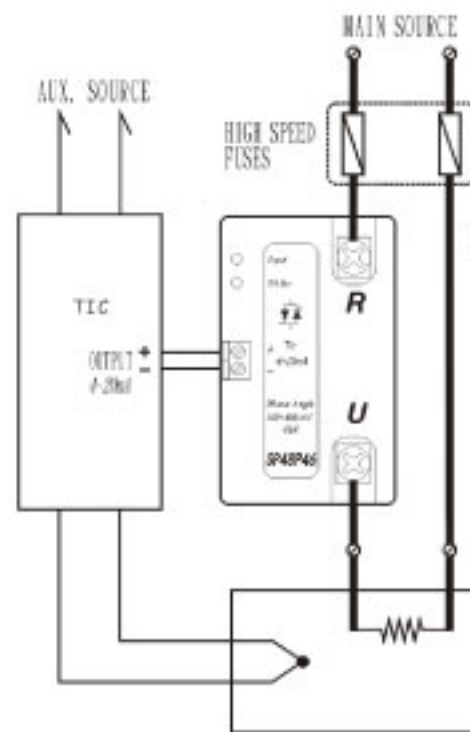
Please install upright in the direction of convection to bring out the best heat dissipation. Also mind the ventilation and convection of the box.

(Fig. 1)



(Fig. 2)

If laying out multiple units, please reserve spacing side to side between each other for good heat dissipation. In case of limitation in space, please add fans to enhance air convection and heat dissipation.

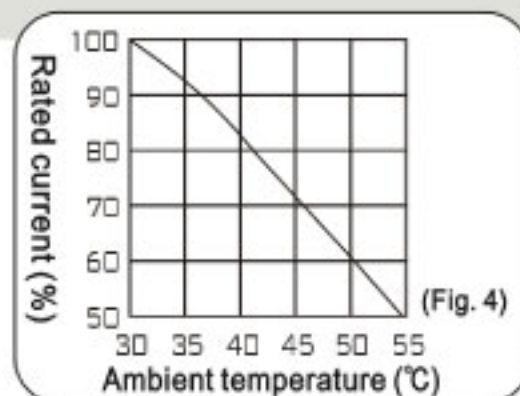


※Two-line European high-speed fuses can be fitted on the power supply side for protection of SCR in time of short-circuit or grounding of switch and protective load.

(Fig. 3)

## Notices

- ❗ One temperature controller controls only one SCR. They should not be used by parallel connection.
- ❗ Max. output voltage is 95%.
- ❗ The units can be used with 100% full load with ambient temperature below 30°C ; otherwise, please use it under rated current condition. (Refer to Fig. 4)
- ❗ When purchasing, the power supply variation (+20%) and load error should be considered. Please do not use with overload.



(Fig. 4)